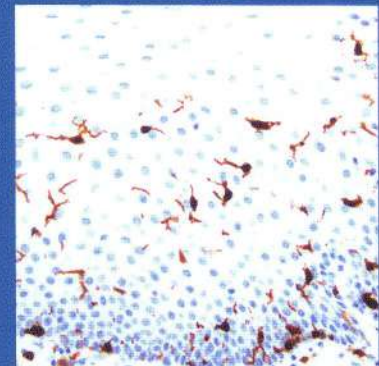
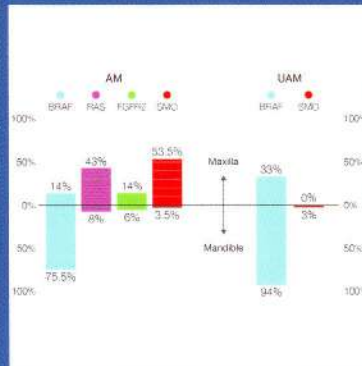
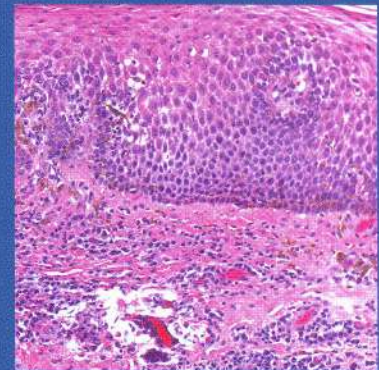
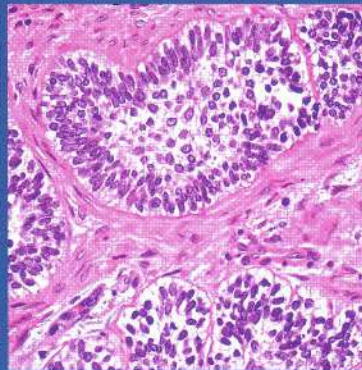
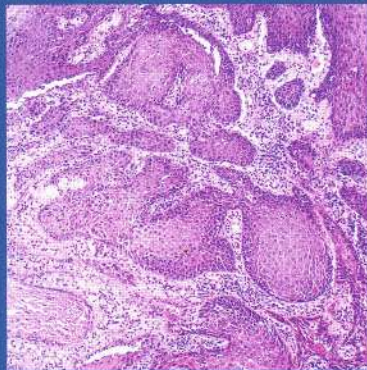
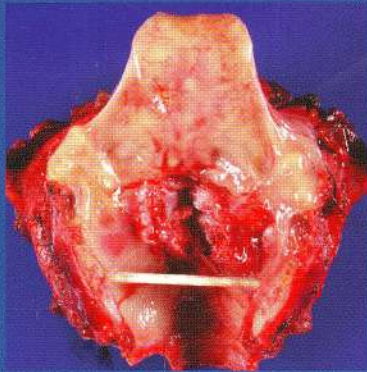


# Head and Neck Tumours

## Part A

Edited by the WHO Classification of Tumours Editorial Board





# Contents

Please note that the contents of this volume have been split into two parts for publication in print: Part A (in this book) and Part B (in the accompanying book).



List of abbreviations	x	Adenocarcinomas	
Foreword	xii	Intestinal-type sinonasal adenocarcinoma	81
<b>PART A (IN THIS BOOK)</b>		Non-intestinal-type sinonasal adenocarcinoma	84
ICD-O topographical coding	1	Mesenchymal tumours of the sinonasal tract	
ICD-O morphological coding	2	Sinonasal tract angiofibroma	87
Nasal, paranasal, and skull base tumours	3	Sinonasal glomangiopericytoma	90
Nasopharyngeal tumours	5	Biphenotypic sinonasal sarcoma	93
Hypopharyngeal, laryngeal, tracheal, and parapharyngeal tumours	6	Chordoma	96
Salivary gland tumours	7	Other sinonasal tumours	
Oral cavity and mobile tongue tumours	9	Sinonasal ameloblastoma	99
Oropharyngeal tumours	10	Adamantinomatous craniopharyngioma	101
Odontogenic and maxillofacial bone tumours	11	Meningioma of the sinonasal tract, ear, and temporal bone	103
Ear tumours	14	Olfactory neuroblastoma	107
Soft tissue tumours	15	<b>2 Nasopharyngeal tumours</b>	<b>111</b>
Haematolymphoid proliferations and neoplasia	18	Introduction	112
Melanocytic tumours	20	Hamartomas	
Tumours and tumour-like lesions of the neck and lymph nodes	21	Hairy polyp	113
Germ cell tumours	22	Salivary gland anlage tumour	115
Neuroendocrine neoplasms and paraganglioma	23	Carcinomas	
<b>TNM staging of head and neck tumours</b>	<b>24</b>	Low-grade nasopharyngeal papillary adenocarcinoma	117
Carcinomas of the lip and oral cavity	25	Nasopharyngeal carcinoma	119
Carcinomas of the pharynx (oropharynx, nasopharynx, hypopharynx)	27	<b>3 Hypopharyngeal, laryngeal, tracheal, and parapharyngeal tumours</b>	<b>127</b>
Carcinomas of the larynx	30	Introduction	128
Carcinomas of the nasal cavity and paranasal sinuses	32	Precursor lesions	
Unknown primary carcinoma – cervical nodes	34	Squamous papilloma and papillomatosis	129
Mucosal melanoma of the upper aerodigestive tract	36	Laryngeal and hypopharyngeal epithelial dysplasia	132
Carcinomas of the major salivary glands	37	Squamous cell carcinomas	
<b>TNM staging of skin carcinoma of the head and neck</b>	<b>39</b>	Conventional squamous cell carcinoma	135
<b>TNM staging of melanoma of the skin</b>	<b>41</b>	Verrucous carcinoma	141
<b>TNM staging of Merkel cell carcinoma of the skin</b>	<b>43</b>	Basaloid squamous cell carcinoma	144
<b>1 Nasal, paranasal, and skull base tumours</b>	<b>45</b>	Papillary squamous cell carcinoma	146
Introduction	46	Spindle cell squamous cell carcinoma	148
Hamartomas		Adenosquamous carcinoma	151
Respiratory epithelial adenomatoid hamartoma	47	Lymphoepithelial carcinoma of the larynx	153
Seromucinous hamartoma	49	Mesenchymal tumours unique to the hypopharynx, larynx, trachea, and parapharyngeal space	
Nasal chondromesenchymal hamartoma	51	Laryngeal cartilaginous tumours	155
Respiratory epithelial lesions		<b>4 Salivary gland tumours</b>	<b>159</b>
Sinonasal papillomas		Introduction	160
Sinonasal papilloma, inverted	53	Non-neoplastic epithelial lesions	
Sinonasal papilloma, oncocytic	56	Nodular oncocytic hyperplasia	163
Sinonasal papilloma, exophytic	58	Lymphoepithelial sialadenitis	165
Carcinomas		Benign epithelial tumours	
Keratinizing squamous cell carcinoma	60	Pleomorphic adenoma	167
Non-keratinizing squamous cell carcinoma	62	Basal cell adenoma	171
NUT carcinoma	65	Warthin tumour	173
SWI/SNF complex-deficient sinonasal carcinoma	68	Oncocytoma	176
Sinonasal lymphoepithelial carcinoma	71	Salivary gland myoepithelioma	178
Sinonasal undifferentiated carcinoma	73	Canalicular adenoma	180
Teratocarcinosarcoma	76	Cystadenoma of the salivary glands	182
HPV-related multiphenotypic sinonasal carcinoma	79	Ductal papillomas	184
		Sialadenoma papilliferum	186
		Lymphadenoma	188
		Sebaceous adenoma	190
		Intercalated duct adenoma and hyperplasia	192

Striated duct adenoma	194	Inflammatory collateral cysts	311
Sclerosing polycystic adenoma	196	Surgical ciliated cyst	313
Keratocystoma	198	Nasopalatine duct cyst	315
Malignant epithelial tumours		Gingival cysts	317
Mucoepidermoid carcinoma	200	Dentigerous cyst	319
Adenoid cystic carcinoma	204	Orthokeratinized odontogenic cyst	321
Acinic cell carcinoma	207	Lateral periodontal cyst and botryoid odonto-	
Secretory carcinoma	210	genetic cyst	323
Microsecretory adenocarcinoma	213	Calcifying odontogenic cyst	325
Polymorphous adenocarcinoma	215	Glandular odontogenic cyst	327
Hyalinizing clear cell carcinoma	218	Odontogenic keratocyst	329
Basal cell adenocarcinoma	220	Odontogenic tumours	
Intraductal carcinoma	222	Benign epithelial odontogenic tumours	
Salivary duct carcinoma	225	Adenomatoid odontogenic tumour	331
Myoepithelial carcinoma	228	Squamous odontogenic tumour	333
Epithelial-myoepithelial carcinoma	230	Calcifying epithelial odontogenic tumour	335
Mucinous adenocarcinoma	232	Ameloblastoma, unicystic	337
Sclerosing microcystic adenocarcinoma	234	Ameloblastoma, extraosseous/peripheral	339
Carcinoma ex pleomorphic adenoma	236	Ameloblastoma, conventional	341
Carcinosarcoma of the salivary glands	238	Adenoid ameloblastoma	344
Sebaceous adenocarcinoma	240	Metastasizing ameloblastoma	346
Lymphoepithelial carcinoma	242	Benign mixed epithelial and mesenchymal odontogenic	
Squamous cell carcinoma	244	tumours	
Sialoblastoma	246	Odontoma	348
Salivary gland carcinoma NOS	248	Primordial odontogenic tumour	350
Mesenchymal tumours specific to the salivary glands		Ameloblastic fibroma	352
Sialolipoma	250	Dentinogenic ghost cell tumour	354
<b>5 Oral cavity and mobile tongue tumours</b>	<b>253</b>	Benign mesenchymal odontogenic tumours	
Introduction	254	Odontogenic fibroma	356
Non-neoplastic lesions		Cementoblastoma	358
Necrotizing sialometaplasia	255	Cemento-ossifying fibroma	360
Multifocal epithelial hyperplasia	257	Odontogenic myxoma	362
Oral melanoacanthoma	259	Malignant odontogenic tumours	
Epithelial tumours		Sclerosing odontogenic carcinoma	364
Papillomas		Ameloblastic carcinoma	366
Squamous papilloma	261	Clear cell odontogenic carcinoma	369
Oral potentially malignant disorders and oral epithelial		Ghost cell odontogenic carcinoma	371
dysplasia		Primary intraosseous carcinoma NOS	373
Oral potentially malignant disorders	264	Odontogenic carcinosarcoma	375
Proliferative verrucous leukoplakia	266	Odontogenic sarcomas	377
Submucous fibrosis	269	Giant cell lesions and bone cysts	
Oral epithelial dysplasia	272	Central giant cell granuloma	379
HPV-associated oral epithelial dysplasia	275	Peripheral giant cell granuloma	381
Squamous cell carcinomas		Cherubism	383
Oral squamous cell carcinoma	277	Aneurysmal bone cyst	385
Verrucous carcinoma	282	Simple bone cyst	387
Carcinoma cuniculatum	284	Bone and cartilage tumours	
Tumours of uncertain histogenesis		Fibro-osseous tumours and dysplasias	
Congenital granular cell epulis	286	Cemento-osseous dysplasia	389
Granular cell tumour	288	Segmental odontomaxillary dysplasia	391
Ectomesenchymal chondromyxoid tumour	290	Fibrous dysplasia	393
Melanotic neuroectodermal tumour of infancy	292	Juvenile trabecular ossifying fibroma	395
		Psammomatoid ossifying fibroma	397
		Familial gigantiform cementoma	399
<b>6 Oropharyngeal tumours</b>	<b>295</b>	Benign maxillofacial bone and cartilage tumours	
Introduction	296	Osteoma	401
Benign oropharyngeal lesions		Osteochondroma	403
Hamartomatous polyps	297	Osteoblastoma	405
Epithelial tumours		Chondroblastoma	407
Squamous cell carcinoma		Chondromyxoid fibroma	409
Squamous cell carcinoma, HPV-associated	299	Desmoplastic fibroma of bone	411
Squamous cell carcinoma, HPV-independent	303	Malignant maxillofacial bone and cartilage tumours	
<b>7 Odontogenic and maxillofacial bone tumours</b>	<b>305</b>	Osteosarcoma of the jaw	413
Introduction	306	The chondrosarcoma family of tumours	416
Cysts of the jaws		Mesenchymal chondrosarcoma	418
Radicular cyst	309	Rhabdomyosarcoma with <i>TFCP2</i> rearrangement	420



**PART B (IN ACCOMPANYING BOOK)****8 Ear tumours****423**

## Introduction

424

## Tumours of the external auditory canal

Chondrodermatitis nodularis chronica helioides	425
Cystic chondromalacia	427
Exostosis (osteoma) of the ear	429
Ceruminous adenoma	431
Ceruminous adenocarcinoma	434
Squamous cell carcinoma of the external auditory canal	437

## Tumours of the middle and inner ear

Otosclerosis	439
Cholesteatoma	441
Middle ear papilloma	443
Vestibular schwannoma	445
Middle ear neuroendocrine tumour	448
Endolymphatic sac tumour	451
Middle ear squamous cell carcinoma	454
Middle ear adenocarcinoma	457

**9 Soft tissue tumours****459**

## Introduction

460

## Adipocytic tumours

Lipomas	461
Liposarcomas	464

## Fibroblastic and myofibroblastic tumours

Nodular fasciitis	466
Desmoid fibromatosis	468
Solitary fibrous tumour	470
Low-grade myofibroblastic sarcoma	473
Inflammatory myofibroblastic tumour	475

## Vascular tumours

Haemangioma	478
Epithelioid haemangioma	480
Lymphangioma	482
Epithelioid haemangioendothelioma	484
Kaposi sarcoma	486
Angiosarcoma	489

## Pericytic (perivascular) tumours

Myofibroma	491
------------	-----

## Smooth muscle tumours

Leiomyoma and angioleiomyoma	493
EBV-associated smooth muscle tumour	495
Smooth muscle tumour of uncertain malignant potential	497
Leiomyosarcoma	499

## Skeletal muscle tumours

Rhabdomyoma	502
Rhabdomyosarcomas	505

## Chondro-osseous tumours

Chondroma	509
-----------	-----

## Peripheral nerve sheath tumours

Neurofibroma	511
Schwannoma	513
Neuromas	516
Malignant peripheral nerve sheath tumour	518

## Tumours of uncertain differentiation

Phosphaturic mesenchymal tumour	520
Myxoma	523
Extraskeletal myxoid chondrosarcoma	525
Synovial sarcoma	527

<i>GLI1</i> -altered soft tissue tumour	530
---	-----

Undifferentiated sarcoma	532
--------------------------	-----

Undifferentiated small round cell sarcomas of bone and soft tissue

Ewing sarcoma	534
---------------	-----

**10 Haematolymphoid proliferations and neoplasia****537**

## Introduction

538

## Reactive haematolymphoid and related lesions

Reactive lymphoid hyperplasia	539
-------------------------------	-----

EBV-positive mucocutaneous ulcer	544
----------------------------------	-----

IgG4-related disease	546
----------------------	-----

## Myeloid tumours

Myeloid sarcoma	551
-----------------	-----

## B-cell lymphomas

Extranodal marginal zone lymphoma of mucosa-associated lymphoid tissue	553
--	-----

Mantle cell lymphoma	556
----------------------	-----

Follicular lymphoma	558
---------------------	-----

Paediatric-type follicular lymphoma	561
-------------------------------------	-----

Large B-cell lymphoma with <i>IRF4</i> rearrangement	563
--	-----

Diffuse large B-cell lymphoma	565
-------------------------------	-----

Burkitt lymphoma	567
------------------	-----

Plasmacytoma	570
--------------	-----

Plasmablastic lymphoma	573
------------------------	-----

## T/NK-cell tumours

T-lymphoblastic leukaemia/lymphoma	575
------------------------------------	-----

Primary mucosal CD30-positive T-cell lymphoproliferative disorder	578
---	-----

Extranodal NK/T-cell lymphoma	580
-------------------------------	-----

## Hodgkin lymphoma

Hodgkin lymphoma	583
------------------	-----

## Hodgkin lymphoma

Histiocytic and dendritic cell tumours	586
--	-----

Juvenile xanthogranuloma	588
--------------------------	-----

Erdheim-Chester disease	588
-------------------------	-----

Rosai-Dorfman disease	592
-----------------------	-----

Langerhans cell histiocytosis	594
-------------------------------	-----

Follicular dendritic cell sarcoma	596
-----------------------------------	-----

**11 Melanocytic tumours****599**

## Introduction

600

Mucosal melanoma	601
------------------	-----

**12 Tumours and tumour-like lesions of the neck and lymph nodes****605**

## Introduction

606

## Cysts and cyst-like lesions

Ranula	607
--------	-----

Lymphoepithelial cyst	609
-----------------------	-----

Branchial cleft cyst	611
----------------------	-----

Thyroglossal duct cyst	613
------------------------	-----

Dermoid and teratoid cysts	616
----------------------------	-----

## Other tumours of the neck and lymph nodes

Branchioma	618
------------	-----

Heterotopia-associated carcinoma	621
----------------------------------	-----

Squamous carcinoma of unknown primary site	624
--	-----

**13 Germ cell tumours****627**

Germ cell tumours of the head and neck

628

**14 Metastasis****631**

Metastases to the head and neck region

632

<b>15 Neuroendocrine neoplasms and paraganglioma</b>	<b>637</b>		
Introduction	638	Multiple endocrine neoplasia type 2	680
Neuroendocrine neoplasms		Hyperparathyroidism–jaw tumour syndrome	683
Neuroendocrine tumours		Li–Fraumeni syndrome	686
Neuroendocrine tumour	640	Fanconi anaemia	688
Ectopic or invasive PitNET / pituitary adenoma	642	Dyskeratosis congenita	691
Neuroendocrine carcinomas		Ataxia–telangiectasia	693
Small cell neuroendocrine carcinoma	646	Bloom syndrome	695
Large cell neuroendocrine carcinoma	649	Von Hippel–Lindau syndrome	696
Merkel cell carcinoma	652	Tuberous sclerosis	699
Paraganglion tumours			
Head and neck paraganglioma	655	<b>Contributors</b>	<b>701</b>
<b>16 Genetic tumour syndromes involving the head and neck</b>	<b>659</b>	<b>Declaration of interests</b>	<b>710</b>
Introduction	660	<b>IARC/WHO Committee for ICD-O</b>	<b>711</b>
Naevoid basal cell carcinoma syndrome (Gorlin syndrome)	663	<b>Sources</b>	<b>712</b>
Neurofibromatosis type 1	666	<b>References</b>	<b>721</b>
Familial adenomatous polyposis, extraintestinal manifestations	669	<b>Subject index</b>	<b>799</b>
Brooke–Spiegler syndrome	671	<b>Previous volumes in the series</b>	<b>809</b>
Cowden syndrome	673		
Familial paraganglioma syndromes	676		